



District Report Card: 2017


State: Rajasthan	District: Sirohi
Class: 8	Subject: Language
Schools: 48	Students: 1229


Participation/Coverage


Students

<div>GENDER</div> <div></div>	Boys		Girls	
	Number	%	Number	%
	719	58.50	510	41.50

<div>AREA</div> <div></div>	Rural		Urban	
	Number	%	Number	%
	1132	92.11	97	7.89

<div>CATEGORY</div> <div></div>	SC		ST		OBC		GEN	
	Number	%	Number	%	Number	%	Number	%
	358	29.13	324	26.36	437	35.56	110	8.95

<div>CWSN</div> <div></div>	LD	VI	HI	S&LD	ID	Oth
	6	0	5	5	2	5

<div>Management</div> <div></div>	Government		Government-aided	
	Number	%	Number	%
	1229	100.00	0	0.00

Average Performance of Students in Language (%)

Overall	Gender		Area		Management		Social Group			
	Male	Female	Rural	Urban	Govt.	Aided	SC	ST	OBC	GEN
60.11	60.09	60.14	60.76	52.58	60.11	0.00	60.78	57.28	61.50	60.79

Performance on Learning Outcomes (LOs)

Learning Outcomes	Description	Average Performance(%)
L813	Read textual/non-textual materials with comprehension and identifies the details, characters, main idea and sequence of ideas and events while reading	60.11

Range of Performance of Students who Answered Correctly							
Below 30%		30% - 50%		50% - 75%		Above 75%	
Number	%	Number	%	Number	%	Number	%
164	13.34	256	20.83	452	36.78	357	29.05

Lowest Performing Learning Outcomes (LOs)

1 - Read textual/non-textual materials with comprehension and identifies the details, characters, main idea and sequence of ideas and events while reading (60.11)